

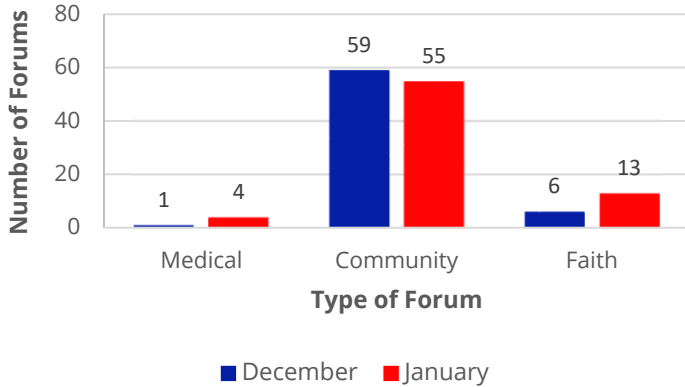
# Tennessee Hybrid Lifeline Project

## January 2023 Report - Statewide

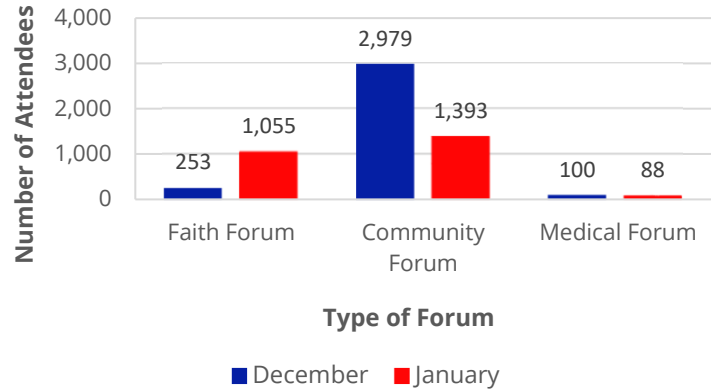
### What is a Hybrid Lifeline Coordinator?

Each Hybrid Coordinator serves a specific distressed region of the state where they increase awareness, coordinate between community resources, and connect individuals with treatment and recovery services. Hybrid Lifeline supports low-income families in receipt of or eligible for either TANF or SNAP and will be eligible to receive support for substance abuse treatment and/or recovery services.

### Number of Forums Provided



### Number of Attendees

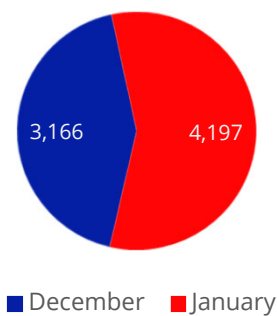


**\*\*Forums** are events in which panel discussions, topical presentations, and Q&A sessions are provided by a Coordinator to Faith-Based, Community, Medical, and/or Collegiate audiences.

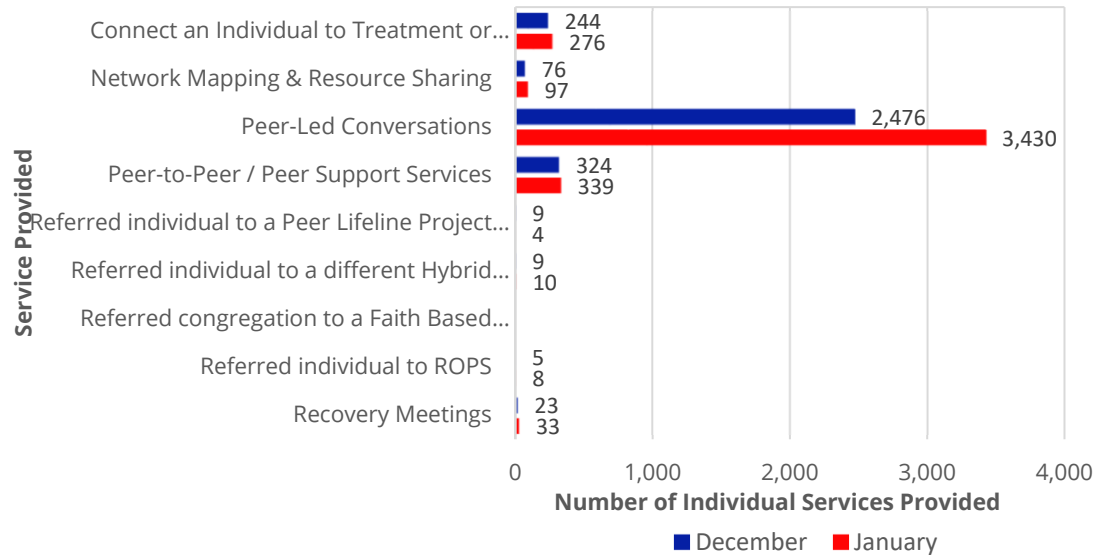
### The People We Serve:

The individuals served throughout the state come from all walks of life and are looking for support on their path to recovery from mental health concerns and/or addiction. Below is a snapshot of the ways in which the Hybrid Coordinators have served their communities across Tennessee.

### Total Services Provided



### Services Provided

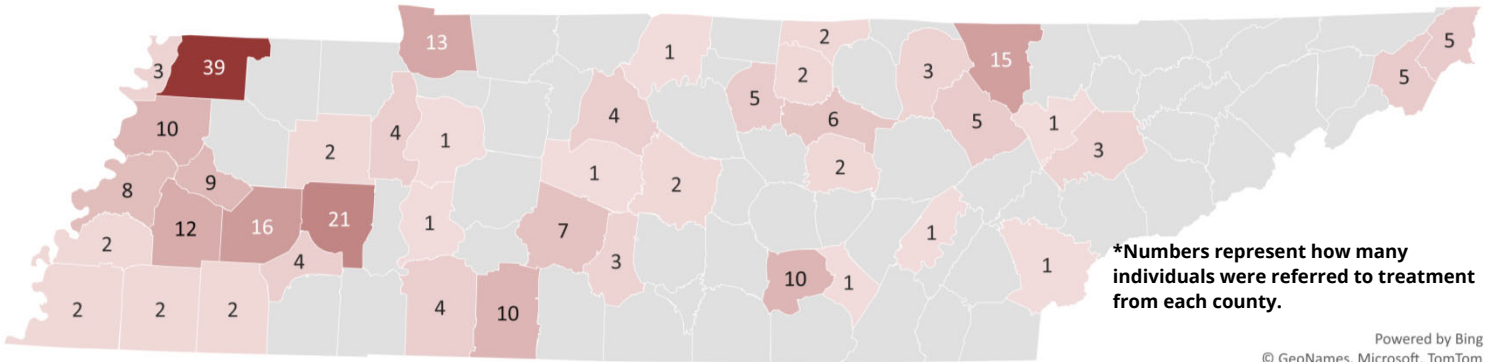


**\*\* Peer-to-Peer/Peer Support Services** are conversations with individuals, groups of individuals, or family members who are seeking guidance in their own recovery journey or their understanding of someone else's. This service is crucial in helping individuals seeking to begin and/or sustain recovery.

# Statewide Jan. 2023 Report - Continued

One of Hybrid Lifeline's goals is to reduce the stigma of substance use disorder and other mental health concerns in each distressed county across the state. This is done by providing various trainings and educational forums in each county. Based on the Hybrid Coordinators' efforts, individuals become more willing to seek help within their own communities and make strides to begin their journey of recovery. The remainder of this report tells the collective story of our clients, showing which counties the individuals referred to treatment reside, how they connected with Hybrid Lifeline, and their demographic information.

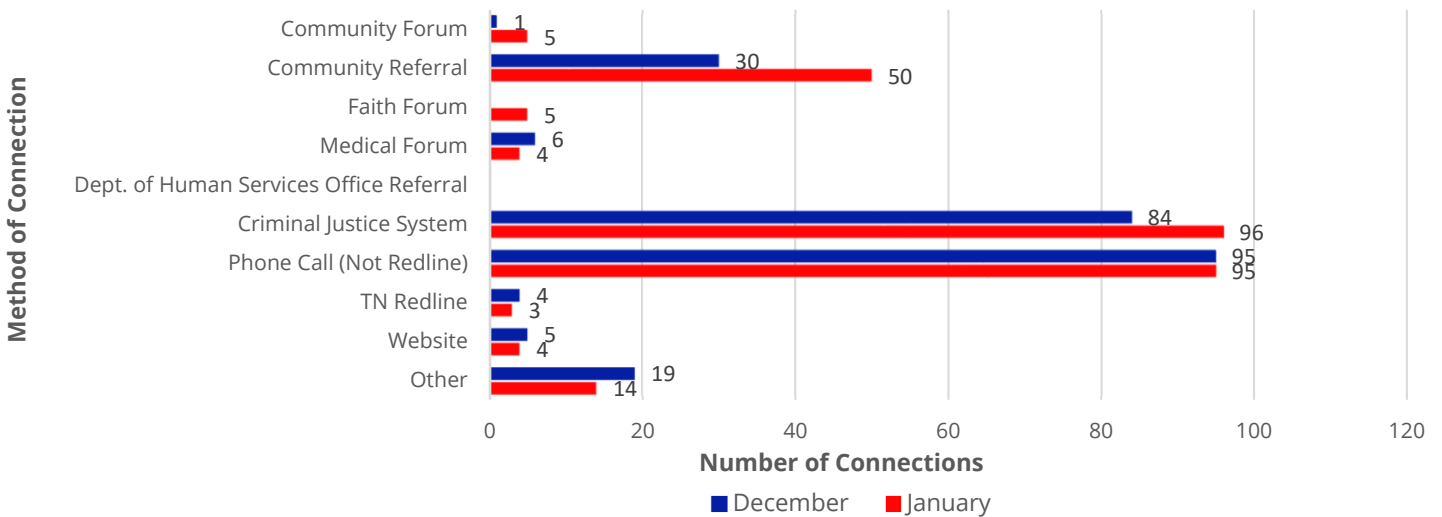
## Referrals to Treatment by County



**276** Individuals were referred to treatment from **44 out of 95 Counties** in Tennessee.

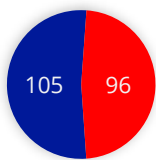
**24** Individuals who identified as Homeless and **2** from Unknown Counties are not listed on this map.

## How were the Individuals Connected?



## Client Referral Demographics

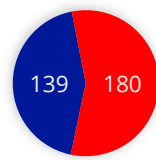
### Female Clients



■ December ■ January

In **January 2023**, **96** Females were served, which is a decrease of **9%** from **December 2022**, in which **105** Females were served.

### Male Clients

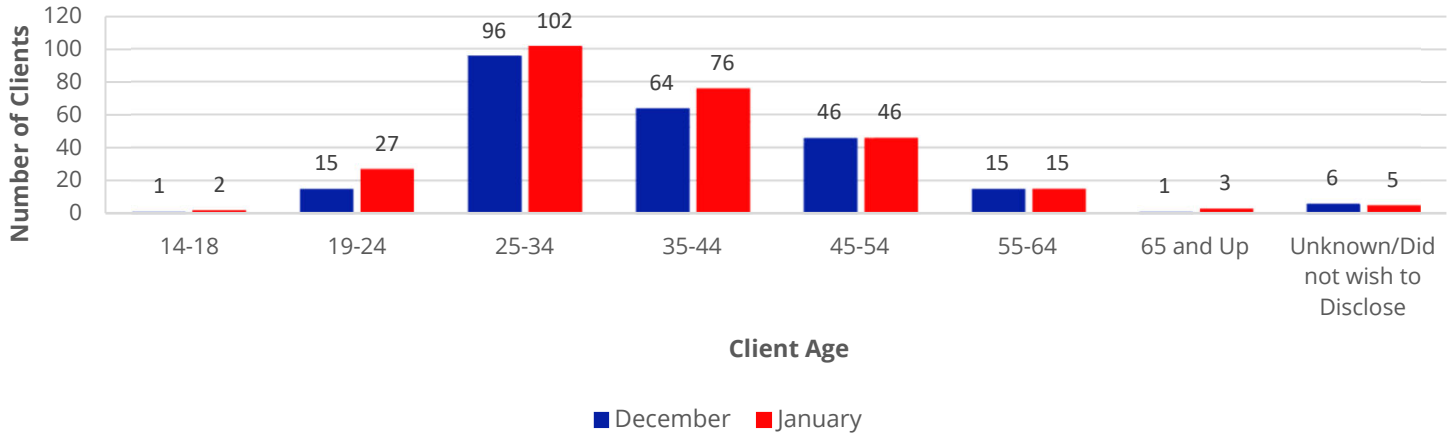


■ December ■ January

In **January 2023**, **180** Males were served, which is an increase of **30%** from **December 2022**, in which **139** Males were served.

# Statewide Jan. 2023 Report - Continued

### Number of Clients by Age Group



### Number of Clients by Race

